



PFI MEGA LIFE

PFI MEGA LIFE BALANCED FUND SYARIAH

SHARIA BALANCED UNIT LINK

Bloomberg Link: <https://www.bloomberg.com/quote/MEGAABF:IJ>

March 31, 2023

Investment Objectives

Maintain a balance between investment value growth and securities fluctuations through investment in sharia equity securities, sharia fixed income securities and sharia money market securities.

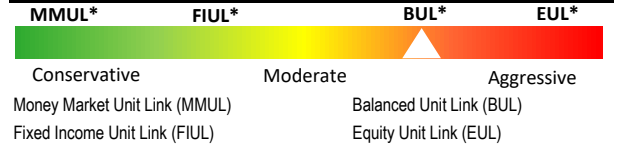
About PFI Mega Life

Established in 2011, PT PFI Mega Life Insurance is a newly structured joint venture life insurance company which combines the global expertise of Prudential Financial Inc with the local market network of CT Corpora. PFI Mega Life offers an array of life insurance products which cater to a wide range of customers, from large entities to individuals.

Investment Policy

Sharia Stocks	0% - 75%
Sukuks	0% - 75%
Sharia Money Market	0% - 75%

Risk Profile



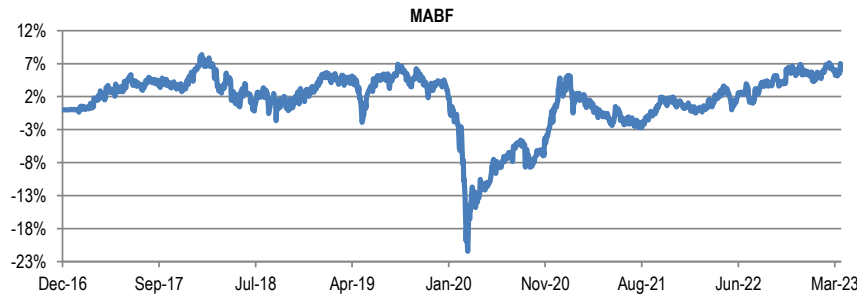
Top Holdings in Portfolio (Alphabetical Order)

No	Name	Investment Type - Sector	Related Party
1	Bank BTPN Syariah Tbk	TD - Financials	No
2	Kalbe Farma Tbk	Stock - Healthcare	No
3	Mayora Indah Tbk	Stock - Consumer Non-Cyclicals	No
4	Mitra Adiperkasa Tbk	Stock - Consumer Cyclical	No
5	PBS019	Government Sukuk	No
6	PBS026	Government Sukuk	No
7	PBS027	Government Sukuk	No
8	PBS031	Government Sukuk	No
9	SR013	Government Sukuk	No
10	Telkom Indonesia (Persero) Tbk	Stock - Infrastructure	No

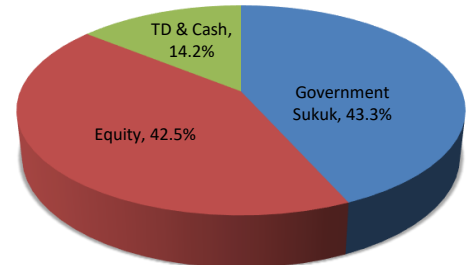
Unit Link Information

Inception Date	December 14, 2016	
Investment Manager	Schroders Indonesia	
Assets Under Management	7,996,619,697	
Total Unit Issued	7,532,615	
Custodian Bank	CIMB Niaga	
NAV/Unit as of	December 14, 2016	1,000.00
NAV/Unit as of	March 31, 2023	1,061.60
Valuation Period	Daily	
Currency	Rupiah	
Management Fee Max.	2.85% p.a.	
Custodian Fee Max.	0.15% p.a.	

Since Inception Performance



Assets Allocation



Investment Risks

- Risk of deteriorating economic and political conditions.
- Risk of dissolution and liquidation.
- Risk of decrease in investment value.
- Risk of liquidity.

Unit Link Monthly Performance For The Last 12 Months

Period	Apr-22	May-22	Jun-22	Jul-22	Aug-22	Sep-22	Oct-22	Nov-22	Dec-22	Jan-23	Feb-23	Mar-23
Return	1.48%	-0.65%	0.53%	-0.71%	1.60%	-0.11%	2.10%	0.77%	-1.23%	-0.76%	1.44%	-0.09%

Unit Link Annual Performance For The Last 5 Years

Period	FY 2018	FY 2019	FY 2020	FY 2021	FY 2022
Return	-2.46%	0.91%	-1.90%	-1.60%	5.09%

Historical Performance

	1 Month	3 Months	6 Months	YTD	1 Year	3 Year	5 Year	Since Inception
PFI Mega Life Balanced Fund Syariah (MABF)*	-0.09%	0.58%	2.21%	0.58%	4.38%	23.96%	3.13%	6.16%
Peer Group Index**	0.08%	0.99%	-0.66%	0.99%	0.44%	22.46%	-6.08%	-6.03%
Peer Group Index Alpha	-0.17%	-0.41%	2.87%	-0.41%	3.94%	1.50%	9.21%	12.19%
Benchmark***	-0.43%	-1.06%	-0.96%	-1.06%	-0.03%	30.12%	24.73%	38.12%
Benchmark Alpha	0.34%	1.64%	3.17%	1.64%	4.41%	-6.16%	-21.60%	-31.96%

Notes: *. Old: Mega Amanah Link Balanced Fund; **. Sharia Balanced Fund Index (SBFI); ***. 50% JII + 50% IDR 3 Month TD Rate.

Disclaimer:

This report is prepared by PT PFI Mega Life Insurance for informational purposes only and can not be used or used as a basis for offering or selling. This report is based on the circumstances that have occurred and has been carefully prepared by PT PFI Mega Life Insurance even though PT PFI Mega Life Insurance does not guarantee the accuracy or completeness of the report. PT PFI Mega Life Insurance and its officers or employees shall not be liable for any direct or indirect losses arising from any use of this report. THE PAST PERFORMANCE DOES NOT REFLECT THE FUTURE PERFORMANCE. The prospective Investors must understand the risks of investing in Unit Link (Capital Market), therefore prospective Investors must read and understand the contents of Policy/Brochure before deciding to invest.

PT PFI MEGA LIFE INSURANCE

Head Office : GKM Green Tower Lt. 17. Jl. T.B. Simatupang Kav. 89G, Pasar Minggu, Jakarta Selatan 12520.
Phone: +62 21 50812100, www.pfimegalife.co.id.

